



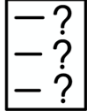










Year 2 – Spring 2 – Science – Pupil Knowledge Organiser



What do I already know?		What am I learning now?	
<ul style="list-style-type: none"> A good scientific question should be clear, specific and relevant. Observation is when we use our eyes, ears, or hands to notice something. Taking measurements helps us see how changing a variable changes the outcome. Results tables help us to see patterns. Seeing patterns can help us to answer scientific questions. 		<ol style="list-style-type: none"> How well are the seeds growing? Week 2 What are the final differences and similarities between our plants? How do scientists communicate their findings? (WS) Can I communicate my findings like a scientist? (WS) Assessment Week 	
Key Knowledge – Plants (Continued) Working Scientifically Focus		Key Skills: Working Scientifically	Key Vocabulary
<p>LIGHT</p>  <p>All plants need sunlight to grow.</p> <p>Some need a lot, others only need a little.</p> <p>The leaves on a plant use sunlight to make their own food.</p>	<p>SUITABLE TEMPERATURE</p>  <p>Some plants need warm temperatures to grow.</p> <p>Some plants need cool temperatures to grow.</p>	 Ask Questions  Conclusions  Enquiry  Observe  Record/ Present  Evaluation  Communicate	<p>seeds Tiny things that can grow into plants.</p> <p>germination The process of a seed starting to grow.</p> <p>soil The top layer of the Earth, that help things grow.</p> <p>light Something that helps us see and makes plants grow.</p> <p>temperature How hot or cold something is.</p> <p>shade A darker area where there isn't much light.</p> <p>growth When plants get bigger/taller.</p> <p>conditions The things around a plant, like the weather, soil, and sunlight, that help it grow.</p> <p>measurement Finding out how big, small or long, something is using tools like a ruler.</p> <p>results table A chart where we write down what we find out from our measurements to help us see the answers more clearly.</p> <p>diagram A simple drawing that shows what you did or found out</p> <p>conclusion When we look at what we have learned from our tests and decide what it tells us.</p>
<p>WATER</p>  <p>All plants need regular water.</p> <p>Too much water can damage the plant.</p>	<p>NUTRIENTS</p>  <p>Plants also use carbon dioxide from the air to make their own food.</p> <p>Roots absorb nutrients from the soil.</p>		